



Ningbo TengLi Testing Co., Ltd

2nd floor, Block B, Ningbo Testing and Certification Base, No. 66
Qingyi Road, Ningbo National Hi-Tech Zone, Ningbo, Zhejiang
Tel: 86574-8783 6802
Fax: 86574-8783 5902

LM-79-08 Test Report

For

LEDVANCE LLC

(Brand Name: N/A)

200 Ballardvale St. Wilmington MA 01887, USA

Model name(s):

LED5.5A15DIM927CL13YTL

Report Type: Testing and Report According to IES LM-79-2008

**Type of
Luminaire:** Lamps

Report Date: 2020-06-04

Ningbo TengLi Testing Co., Ltd

Prepared By: 2nd floor, Block B, Ningbo Testing and Certification Base,
No. 66 Qingyi Road, Ningbo National Hi-Tech Zone,
Ningbo, Zhejiang

Test & Report By:

Xeon Ren

Engineer: Xeon Ren

Review By:

Johnson Sun

Manager: Johnson Sun

Note: 1. The results contained in this report pertain only to the tested samples

2. This report does not imply product certification, approval, or endorsement by A2LA, or any agency of the Federal Government.

Report No.: STD200465NB-CW

Report Format Number STD/QP019-409-A/0-NB

<http://www.standard-tech.com>



| 1.1 Product Information: | | |
|---|--|-----|
| Model Number | LED5.5A15DIM927CL13YTL | |
| Remark | This is a multiple listed report, the Project Number of the original report is STD200465NB-W | |
| Representative (Tested) Model | LED5.5A15DIM927CL13YTL | |
| Model Difference | N/A | |
| SKU (if available) | N/A | |
| Type of Luminaire (for integral lamps, list base type and lamp type) | Lamps | |
| LED Manufacturer | N/A | |
| LED Model | N/A | |
| Dimming | N/A | |
| Sample Number | STD200465NB-W1(2700K) | |
| Date of Receipt | May.25, 2020 | |
| Luminaire Aperture (for downlights) | -- | in. |
| Luminaire Length | -- | mm |
| Luminaires Width | -- | mm |
| Number of Units (modular products) | N/A | s |

| 1.2 Rated Values: | |
|---------------------------|--------------|
| Rated Voltage / Frequency | 120Vac,60 Hz |
| Nominal Power | 5.5W |
| Rated Initial Lamp Lumen | -- |
| Declared CCT | 2700K |

1.3 Test Specifications:

| | |
|----------------------------|--|
| Test item | <ol style="list-style-type: none"> 1. Total Luminous Flux 2. Luminous Distribution Intensity 3. Luminous Efficacy 4. Correlated Color Temperature 5. Color Rendering Index 6. Chromaticity Coordinate 7. Electrical Parameters |
| Reference Standard | <ol style="list-style-type: none"> 1. IES LM-79-2008 Electrical and Photometric Measurements of Solid-State Lighting Products 2. ANSI C78.377-2008 Specifications for the Chromaticity of Solid State Lighting Products 3. CIE 13.3-1995 Method of Measuring and Specifying Colour Rendering Properties of Light Sources 4. CIE 15-2004 Technical Report Colorimetry 5. IESNA LM-16-93 Practical Guide to Colorimetry of Light Source 6. IESNA TM-16-05 Technical Memorandum on Light Emitting Diode (LED) Sources and Systems |
| Reference Work Instruction | QD25 |

1.4 Test Methods

1) Photometric and Light Distribution Measurement – Goniophotometer Method:

Photometric parameters were measured using the goniophotometer and software. The ambient temperature shall be maintained at $25\text{ }^{\circ}\text{C} \pm 1\text{ }^{\circ}\text{C}$, measured at a point not more than 1 m from the sample and at the same height as the sample. The sample was operated at 120 or rated Volts AC, 60Hz. It was stabilized before measurement was made. Luminous flux, luminaire efficacy, zonal lumen were calculated from the software taken at 1° vertical intervals and 22.5° horizontal intervals.

2) Chromaticity Measurement – Sphere-Spectroradiometer Method:

Chromaticity parameters were measured using an integrating sphere, a spectroradiometer and software. The ambient temperature condition inside the sphere was maintained at $25\text{ }^{\circ}\text{C} \pm 1\text{ }^{\circ}\text{C}$. The sample measurements were made using a spectroradiometer connected by a fiber optic cable and detector through the detector port of the integrating sphere. The sample was operated at 120 or rated Volts AC, 60Hz. It was stabilized before measurement was made. Chromaticity coordinates, correlated color temperature and color rendering index were calculated from the spectral power distribution taken at 5 nm intervals over the range of 380 to 780 nm.

3) Electrical Measurements:

Electrical parameters were measured using power meters incorporated in goniophotometer or sphere-spectroradiometer system. The ambient temperature surrounding the sample was maintained at $25\text{ }^{\circ}\text{C} \pm 1\text{ }^{\circ}\text{C}$. The sample was operated at 120 or rated Volts AC, 60Hz. It was stabilized before measurement was made. Voltage, frequency, current, power, power factor and total harmonic distortion were measured by and read from the power meter.

2.1 Electrical, Photometric and Chromaticity Measurements

| | | | |
|------------------|------------------------|---------------------------|---------|
| Test date | 2020-05-26 | Test Ambient: | 25.2 °C |
| Test Orientation | As intended | Stabilization Time (min) | 45 |
| Model Number | LED5.5A15DIM927CL13YTL | Total Operating Time(min) | 60 |

Electrical Measurement:

| Sample No. | Voltage (Vac) | Frequency (Hz) | Current (A) | Power (W) | Power Factor |
|--------------------|---------------|----------------|-------------|-----------|--------------|
| STD200465 NB-W1 | 120.0 | 60 | 0.0512 | 4.680 | 0.7628 |

Chromaticity Measurement - Sphere-Spectroradiometer

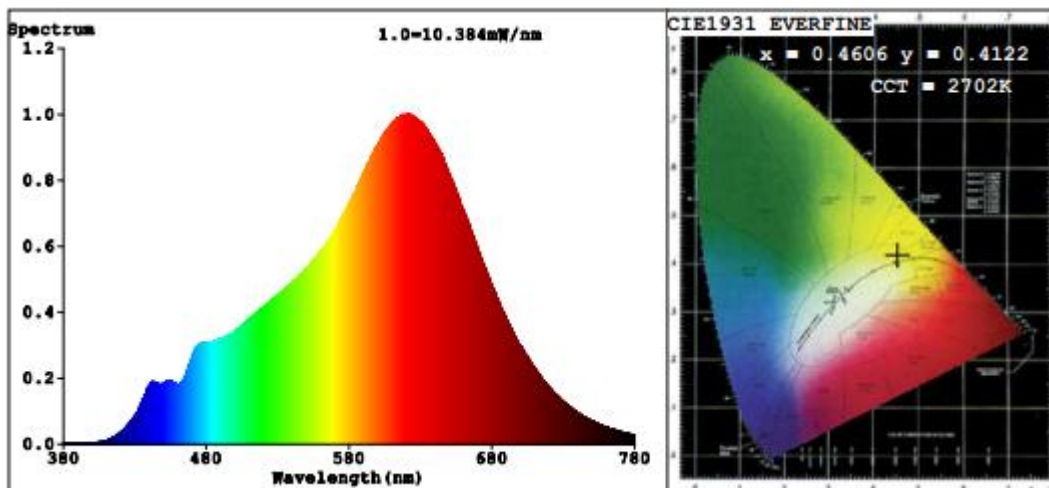
Method(Self-absorption:1.0007):

| Parameter | Result | Special Color Rendering Indices | | | |
|-----------------------------|---------------------|---------------------------------|-----|-----|----|
| Test Voltage (V) | 120.0 | R1 | 94 | R9 | 56 |
| Frequency (Hz) | 60 | R2 | 100 | R10 | 99 |
| CCT (K) | 2702 | R3 | 95 | R11 | 96 |
| Duv | 0.0005 | R4 | 93 | R12 | 94 |
| Chromaticity (x, y) | x=0.4606 y=0.4122 | R5 | 96 | R13 | 96 |
| Chromaticity (u', v') | u'=0.2623 v'=0.5281 | R6 | 96 | R14 | 98 |
| Color Rendering Index (CRI) | 92.8 | R7 | 89 | R15 | 88 |
| R9 | 56 | R8 | 79 | -- | -- |

Photometric Measurement – Goniophotometer Method(Test distance: 1.877m):

| Parameter | Result |
|-------------------------------|--------|
| Test Voltage (V) | 120.0 |
| Frequency (Hz) | 60 |
| Total Luminous (lm) | 452.47 |
| Luminous Efficacy (lm/W) | 96.68 |
| Beam Angle (°) | 296.1 |
| Center Beam Candle Power (cd) | 28.8 |

Spectral Power Distribution & Chromaticity Diagram

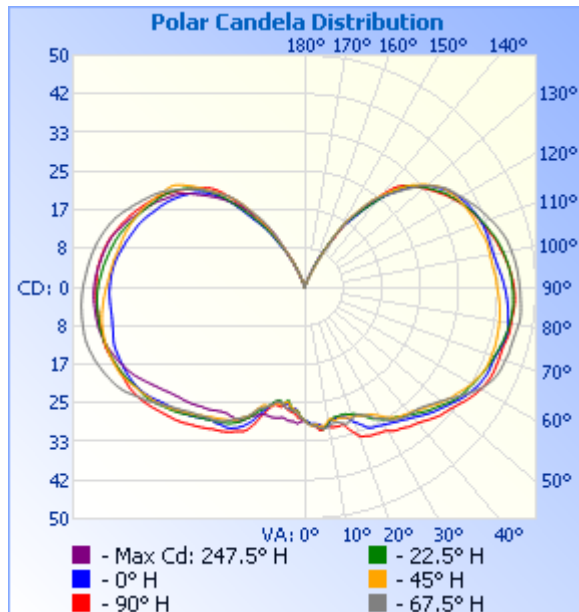


Zonal Lumen Tabulation

| Zonal Lumen Summary | | |
|---------------------|--------|-------------|
| Zone | Lumens | % Luminaire |
| 0-30 | 25.8 | 5.7% |
| 0-40 | 47.9 | 10.6% |
| 0-60 | 114.3 | 25.3% |
| 60-90 | 139.0 | 30.7% |
| 70-100 | 143.0 | 31.6% |
| 90-120 | 130.0 | 28.7% |
| 0-90 | 253.4 | 56% |
| 90-180 | 199.1 | 44% |
| 0-180 | 452.5 | 100% |

| Lumens Per Zone | | | | | |
|-----------------|--------|---------|---------|--------|---------|
| Zone | Lumens | % Total | Zone | Lumens | % Total |
| 0-10 | 2.7 | 0.6% | 90-100 | 47.3 | 10.5% |
| 10-20 | 8.1 | 1.8% | 100-110 | 44.0 | 9.7% |
| 20-30 | 14.9 | 3.3% | 110-120 | 38.7 | 8.6% |
| 30-40 | 22.1 | 4.9% | 120-130 | 31.9 | 7% |
| 40-50 | 29.4 | 6.5% | 130-140 | 22.5 | 5% |
| 50-60 | 37.0 | 8.2% | 140-150 | 11.8 | 2.6% |
| 60-70 | 43.4 | 9.6% | 150-160 | 2.8 | 0.6% |
| 70-80 | 47.2 | 10.4% | 160-170 | 0.1 | 0% |
| 80-90 | 48.5 | 10.7% | 170-180 | 0.0 | 0% |

Photometric Data



Illuminance at a Distance

| | Center Beam fc | Beam Width |
|--------|----------------|-----------------|
| 4.0ft | 1.80 fc | 32.7 ft |
| 8.0ft | 0.45 fc | 65.4 ft |
| 12.0ft | 0.20 fc | 98.1 ft |
| 16.0ft | 0.11 fc | 130.8 ft |
| 20.0ft | 0.07 fc | 163.5 ft |

■ Beam Spread: 152.5°

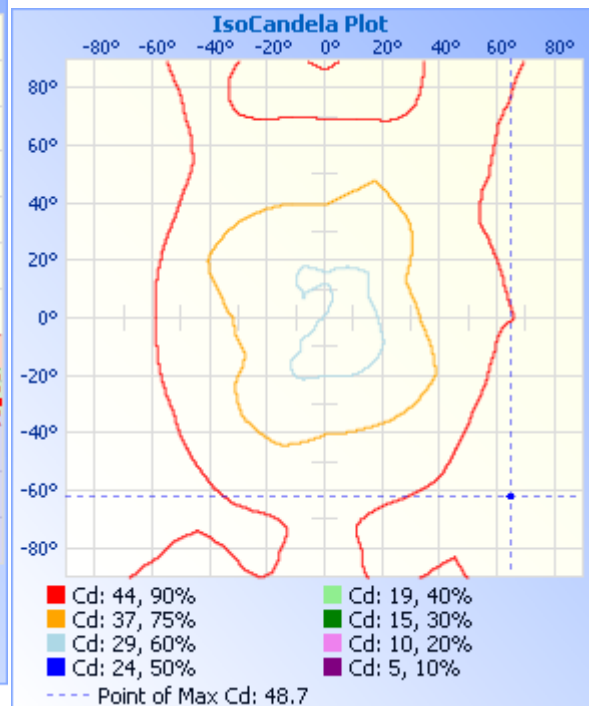
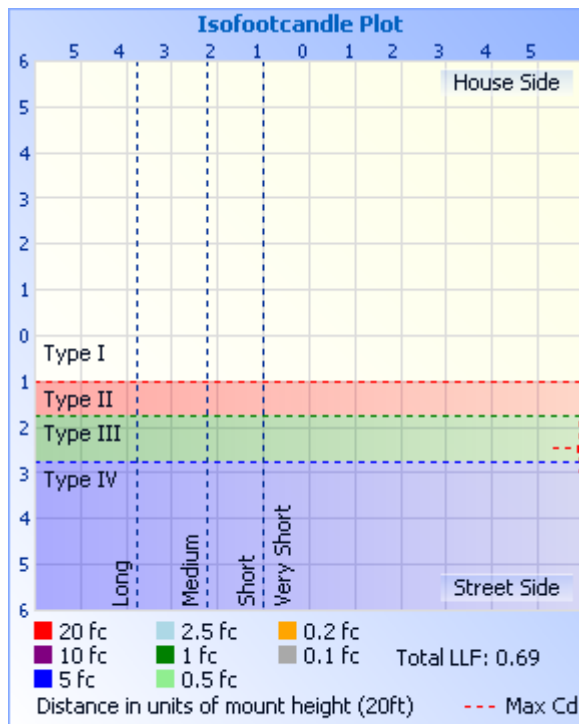


Table--1

UNIT: cd

| C (DEG) γ (DEG) | 0 | 22.5 | 45 | 67.5 | 90 | 112.5 | 135 | 157.5 | 180 | 202.5 | 225 | 247.5 | 270 | 292.5 | 315 | 337.5 | |
|--------------------|------|------|------|------|------|-------|------|-------|------|-------|------|-------|------|-------|------|-------|--|
| 0 | 28.8 | 28.8 | 28.8 | 28.8 | 28.8 | 28.8 | 28.8 | 28.8 | 28.8 | 28.8 | 28.8 | 28.8 | 28.8 | 28.8 | 28.8 | 28.8 | |
| 5 | 27.2 | 28.0 | 28.7 | 29.0 | 29.6 | 29.9 | 29.8 | 30.2 | 30.5 | 30.6 | 28.8 | 27.0 | 26.3 | 26.8 | 26.4 | 26.8 | |
| 10 | 26.0 | 27.8 | 28.8 | 28.5 | 29.9 | 29.6 | 29.3 | 30.5 | 30.6 | 31.2 | 28.4 | 27.7 | 25.9 | 25.6 | 25.5 | 25.9 | |
| 15 | 26.4 | 28.2 | 28.4 | 28.9 | 29.0 | 28.7 | 29.2 | 30.4 | 30.7 | 31.9 | 30.0 | 27.5 | 26.0 | 25.8 | 26.2 | 26.1 | |
| 20 | 31.2 | 32.2 | 28.5 | 29.4 | 31.0 | 29.2 | 29.8 | 30.1 | 34.0 | 32.5 | 29.7 | 27.7 | 29.6 | 28.4 | 27.3 | 27.8 | |
| 25 | 34.3 | 34.5 | 30.9 | 31.8 | 33.5 | 30.7 | 30.6 | 30.5 | 35.1 | 35.7 | 31.0 | 31.3 | 33.3 | 31.7 | 30.9 | 31.0 | |
| 30 | 35.9 | 36.4 | 33.8 | 32.1 | 34.3 | 32.9 | 32.0 | 32.8 | 35.7 | 36.4 | 33.4 | 33.5 | 34.7 | 33.9 | 33.1 | 33.2 | |
| 35 | 37.2 | 37.7 | 34.6 | 32.6 | 35.3 | 34.2 | 34.4 | 34.8 | 37.1 | 37.4 | 34.5 | 33.6 | 35.0 | 35.0 | 34.3 | 34.9 | |
| 40 | 38.7 | 39.1 | 35.6 | 33.9 | 36.6 | 35.9 | 35.3 | 35.6 | 38.2 | 38.4 | 35.3 | 34.3 | 36.5 | 36.5 | 36.0 | 35.9 | |
| 45 | 40.1 | 40.5 | 37.0 | 35.2 | 38.4 | 37.7 | 36.8 | 36.4 | 39.8 | 40.4 | 37.1 | 36.1 | 38.1 | 38.3 | 37.8 | 37.5 | |
| 50 | 41.4 | 41.8 | 38.7 | 36.4 | 39.9 | 39.3 | 38.6 | 38.3 | 41.0 | 42.0 | 39.1 | 38.1 | 39.3 | 40.0 | 39.7 | 39.6 | |
| 55 | 42.8 | 43.0 | 40.1 | 38.1 | 41.6 | 40.9 | 40.0 | 40.9 | 42.6 | 43.0 | 40.6 | 40.0 | 41.0 | 41.5 | 41.2 | 42.2 | |
| 60 | 43.6 | 43.8 | 41.2 | 40.2 | 43.0 | 41.9 | 41.6 | 43.8 | 44.0 | 43.9 | 42.5 | 41.8 | 42.2 | 42.4 | 42.6 | 44.9 | |
| 65 | 43.8 | 44.2 | 41.8 | 42.2 | 43.7 | 42.8 | 42.8 | 45.6 | 44.7 | 44.9 | 43.8 | 43.2 | 42.7 | 43.6 | 44.0 | 46.6 | |
| 70 | 44.5 | 44.2 | 41.9 | 43.7 | 43.8 | 43.6 | 43.0 | 46.1 | 44.8 | 45.1 | 43.9 | 43.9 | 42.9 | 44.4 | 44.5 | 47.8 | |
| 75 | 44.9 | 44.3 | 42.0 | 44.8 | 44.6 | 44.5 | 43.0 | 46.4 | 45.0 | 45.2 | 44.0 | 44.4 | 42.8 | 44.8 | 44.7 | 48.6 | |
| 80 | 45.0 | 44.3 | 42.0 | 45.4 | 44.7 | 45.0 | 42.7 | 46.9 | 45.3 | 45.0 | 43.6 | 44.5 | 42.2 | 45.1 | 44.5 | 48.6 | |
| 85 | 45.1 | 44.0 | 42.1 | 45.6 | 44.0 | 45.2 | 42.3 | 46.9 | 45.5 | 44.7 | 42.9 | 44.3 | 42.2 | 45.0 | 43.8 | 48.4 | |
| 90 | 45.1 | 43.7 | 42.1 | 45.5 | 43.2 | 44.9 | 41.6 | 46.5 | 45.2 | 43.8 | 42.1 | 43.8 | 42.1 | 44.6 | 42.9 | 47.9 | |
| 95 | 44.9 | 43.2 | 41.8 | 44.9 | 42.2 | 44.4 | 41.1 | 46.1 | 44.5 | 42.6 | 41.0 | 43.0 | 41.7 | 43.9 | 42.0 | 47.1 | |
| 100 | 44.2 | 42.3 | 41.4 | 44.0 | 41.4 | 43.6 | 40.7 | 45.4 | 43.4 | 41.4 | 40.0 | 41.9 | 40.8 | 42.9 | 41.3 | 46.3 | |
| 105 | 43.0 | 41.4 | 40.8 | 43.0 | 41.1 | 42.5 | 40.4 | 44.4 | 42.2 | 40.2 | 39.0 | 40.7 | 39.6 | 41.8 | 40.7 | 45.1 | |
| 110 | 41.4 | 40.5 | 40.1 | 40.9 | 40.7 | 41.0 | 39.6 | 42.7 | 40.7 | 39.3 | 37.9 | 39.0 | 38.5 | 40.3 | 40.0 | 43.6 | |
| 115 | 39.7 | 39.4 | 39.0 | 38.9 | 39.9 | 39.5 | 39.0 | 41.0 | 39.3 | 38.5 | 37.0 | 37.0 | 37.0 | 38.7 | 39.0 | 41.2 | |
| 120 | 37.8 | 38.2 | 37.4 | 36.8 | 38.6 | 37.8 | 38.2 | 39.0 | 37.6 | 37.2 | 36.0 | 35.0 | 35.5 | 37.2 | 37.9 | 38.8 | |
| 125 | 35.5 | 36.4 | 35.4 | 34.6 | 36.7 | 35.9 | 36.9 | 37.2 | 35.5 | 35.6 | 34.6 | 33.0 | 33.7 | 35.7 | 36.5 | 36.2 | |
| 130 | 32.9 | 34.1 | 32.5 | 31.3 | 34.2 | 33.5 | 34.4 | 34.0 | 33.3 | 33.4 | 31.8 | 29.6 | 31.6 | 33.1 | 34.3 | 32.9 | |
| 135 | 30.3 | 29.5 | 28.2 | 27.4 | 29.8 | 30.6 | 30.7 | 29.4 | 31.1 | 29.4 | 27.3 | 25.5 | 28.3 | 29.2 | 29.5 | 29.3 | |
| 140 | 25.5 | 24.3 | 24.0 | 23.6 | 24.6 | 24.5 | 25.8 | 25.4 | 26.0 | 24.5 | 22.8 | 22.3 | 22.7 | 23.2 | 25.4 | 25.6 | |
| 145 | 18.6 | 19.4 | 19.8 | 18.8 | 18.0 | 18.7 | 20.0 | 19.6 | 19.2 | 18.9 | 18.3 | 16.7 | 16.4 | 17.0 | 19.7 | 19.7 | |
| 150 | 11.6 | 13.0 | 14.3 | 14.0 | 12.0 | 12.2 | 12.3 | 11.7 | 11.3 | 12.1 | 12.1 | 11.2 | 10.4 | 11.2 | 12.7 | 13.5 | |
| 155 | 6.72 | 6.72 | 5.28 | 5.23 | 5.53 | 5.01 | 3.73 | 4.06 | 5.34 | 5.69 | 4.83 | 4.87 | 5.97 | 6.18 | 6.10 | 5.69 | |
| 160 | 1.51 | 1.09 | 1.23 | 0.95 | 0.44 | 0.45 | 0.50 | 0.43 | 0.46 | 0.55 | 1.01 | 0.06 | 1.09 | 1.45 | 2.17 | 2.50 | |
| 165 | 0.19 | 0.15 | 0.12 | 0.10 | 0.08 | 0.07 | 0.07 | 0.08 | 0.12 | 0.13 | 0.14 | 0.04 | 0.02 | 0.04 | 0.20 | 0.15 | |
| 170 | 0.03 | 0.02 | 0.02 | 0.02 | 0.01 | 0.01 | 0.01 | 0.01 | 0.02 | 0.02 | 0.02 | 0.01 | 0.00 | 0.01 | 0.01 | 0.01 | |
| 175 | 0.00 | 0.00 | 0.00 | 0.00 | 0.00 | 0.00 | 0.00 | 0.00 | 0.00 | 0.00 | 0.00 | 0.00 | 0.00 | 0.00 | 0.00 | 0.00 | |
| 180 | 0.00 | 0.00 | 0.00 | 0.00 | 0.00 | 0.00 | 0.00 | 0.00 | 0.00 | 0.00 | 0.00 | 0.00 | 0.00 | 0.00 | 0.00 | 0.00 | |



3. Test Equipment

| Equipment ID | Equipment Name | Last Calibration Date | Next Calibration Date |
|--|------------------------------------|---------------------------------|-----------------------|
| ST-R-702 | 2 meter Integrating Sphere | Verified by D204 standard lamp | |
| ST-R-701 | Spectral analysis system HAAS-2000 | Verified by D204 standard lamp | |
| ST-R-705 | Standard Lamp | 2020-02-06 | 2021-02-05 |
| ST-R-704 | Power Meter for Integrating Sphere | 2020-01-05 | 2021-01-04 |
| ST-R-714 | Goniophotometer system | Verified by D908S standard lamp | |
| ST-R-710 | Standard Lamp | 2020-02-11 | 2021-02-10 |
| ST-R-711 | Power Meter for Goniophotometer | 2020-01-05 | 2021-01-04 |
| Uncertainty: Photometric Measurement (Sphere):1.74% Chromaticity Measurement(Sphere):14.3K Photometric Measurement(Goniophotometer):1.62% | | | |

4. Product Photo



***** END OF REPORT *****